

2024

Clallam County Coordinated Entry

ANNUAL REPORT



<u>Index</u>	<u>Page #</u>
Summary	3
Demographics	4
Point-in-Time Count	5
Median Income & Area Poverty	6
Rents Compared to FMR	7
Housing Agency Waitlists	8
Homeless Response Expenditures	9
People Served Through All Agencies	10
Serenity House of Clallam County Services	11
2023-2024 Housing Projects	12
Clallam County Housing Solutions Pipeline	13
Homeless Task Force Goal 1	14
Homeless Task Force Goal 2	15
Homeless Task Force Goal 3	16
Homeless Task Force Goal 4	17

Summary

The Clallam County annual report fulfills RCW 43.185C.045 annual report requirements to include population, demographics, housing units available, annual Point In Time (PIT) count data, funding and expenditures, number of community members served, and county homeless response services. The report does not cover work force information, however, references local median income to rental costs and subsidy fair market value index for 2024.

Contributors to this report information from Homeless Task Force members, Housing Solutions Committee members, and referenced agencies provided their own data.

Demographic information was extracted from Washington State Office of Financial Management (OFM) and Washington State Employment Security Department (ESD). Clallam County financial data was used for the Consolidated Homeless Grant annual expenditure report. Data from Homeless Management Information System (HMIS) is used in this report.

The report is not meant to draw conclusions, but to report the current low income and homeless conditions, trends, and the response from Clallam County homeless service providers in 2024.

Thank you to all the contributors!

Washington State Office of Financial Management (OFM) is the source of data for this report.

Population – Clallam County

Area	2022	2023	2024
Clallam	77,625	78,371	78,550
Unincorporated	45,850	46,386	46,320
Incorporated	31,775	31,985	32,230
Forks	3,360	3,395	3,415
Port Angeles	20,200	20,240	20,410
Sequim	8,215	8,350	8,405

Housing Units – Clallam County

Jurisdiction	2022 Postcensal Estimate of Total Housing Units	2023 Postcensal Estimate of Total Housing Units	2024 Postcensal Estimate of Total Housing Units
Clallam County	38,384	38,608	38,862
Unincorporated Clallam County	22,804	22,948	23,109
Incorporated Clallam County	15,580	15,660	15,753
Forks	1,418	1,433	1,457
Port Angeles	9,661	9,680	9,718
Sequim	4,501	4,547	4,578

Housing growth is projected at .65% in Clallam County in 2024.

Clallam County PIT Count demographics compared to the Census Data for County and Washington State.

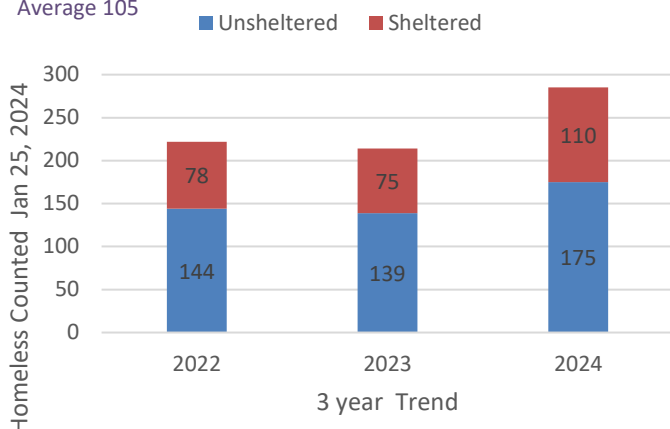
Ethnicity	2024 PIT	Clallam	Washingt
White	74.58%	81.60%	63.80%
Black	0.56%	1.10%	3.80%
American Indian	6.78%	5.70%	2.60%
Asian/Pacific Islander	1.13%	2.30%	9.40%
Hispanic/other	11.86%	11.60%	13.70%

People living at the poverty level are 13% of the population and PIT count numbers increased by 33.17%

Clallam County Coordinated Entry – 2024 Annual Report

Shelter
4th Quarter
Average 105

Clallam County Pit Count



PIT Count Homeless Trends

The root causes of homelessness are rising housing costs, lack of affordable housing, loss of housing after income loss, death of a partner, medical debt, evictions, substance use, mental/behavioral health, release from system of care, and/or inability to care for themselves.

Since 2021, the homeless population over the age of 55 has risen by over 65%. This issue is **critical** as hospitals, nursing homes, shelters, hotels, and apartments are not able to meet the mental, medical, and physical needs for these displaced and homeless seniors. Once a person has lost the ability to self-manage ADLs (activities of daily living) there is no place to stay. This report combined the 45-54 as a marker of how many people may be included in the 55+ bracket in the next year.

Clallam County PIT Count reveals 67% of homeless are between the ages of 25-54. This number is 191 of 285 total. The breakdown gender is 57.63% male, 37.29% female, 1.69% non-binary, and 3.39% preferred not to answer.

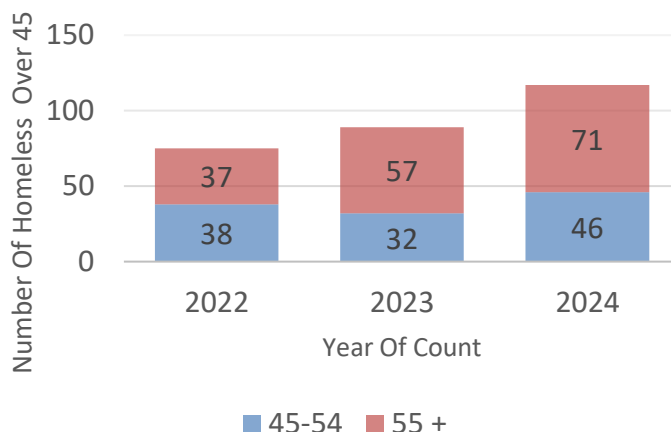
Point-In-Time (PIT) Count

State appointed Continuums of Care (CoCs) are required to conduct a national a Point-in-Time (PIT) count survey. The survey is to determine the number of sheltered and unsheltered individuals and families experiencing homelessness on that day.

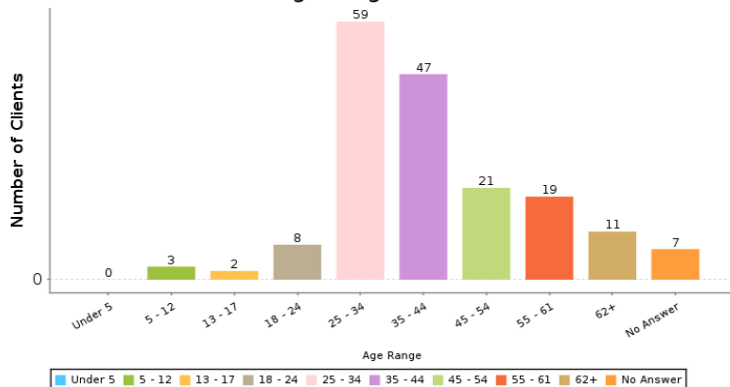
The survey is conducted in the first quarter every year on a designated day. Serenity House of Clallam County is the CoC agency for the Clallam County. In 2024, the PIT count was performed January 25 by 22 volunteer agencies. Most agencies provide services to homeless population, and include local government agencies such as county sheriff, fire departments, local tribes, and non-profits serving in Clallam County.

Data is collected by agencies using the COC guidelines, then placed in the COC provided database Homeless Management Information System (HMIS), to be used nationally.

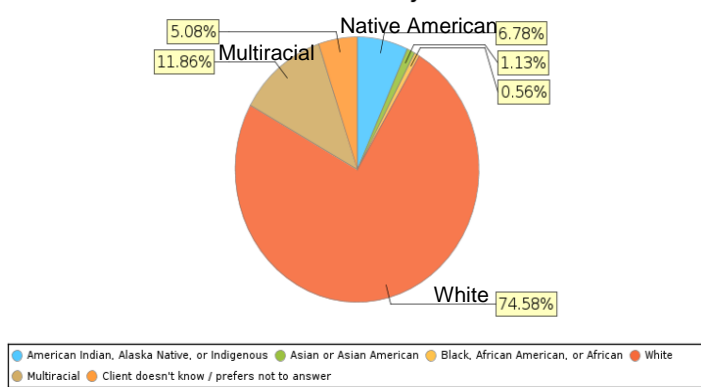
Aging Trends: 45-54 And 55+



Age Range Chart



Race and Ethnicity Chart



Clallam County Coordinated Entry – 2024 Annual Report

MEDIAN INCOME & AREA POVERTY

“The average annual household income in Clallam County is \$75,216, while the median household income sits at \$65,193 per year. Residents aged 25 to 44 earn \$74,141, while those between 45 and 64 years old have a median wage of \$66,944. In contrast, people younger than 25 and those older than 65 earn less, at \$29,288 and \$51,250, respectively.” In 2022, 10.9% of the population lived below the poverty line, which is 4% higher than the State of Washington.

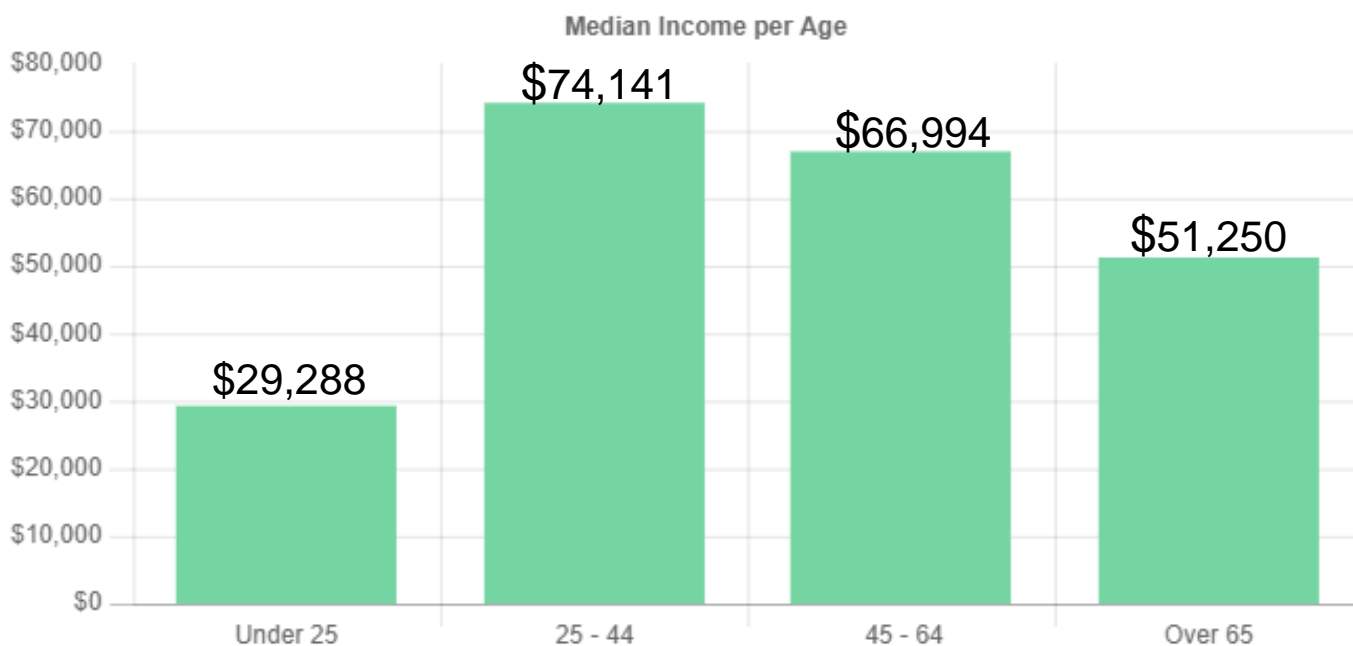
Washington Center for Real Estate Research reports on poverty in Clallam County:

- The largest group in poverty level are males between the ages of 55-64, followed by females 25-34, and males 45-54.
- Most common ethnicities below the poverty line are White, Hispanic, and American Indian.
- Clallam County is the second least affordable county in the state.

In 2024, the paper mill in Port Angeles closed, and lumber sales flattened, driving loss of jobs.

Unemployment in Clallam County is 5.2%, compared to Washington’s average of 4.8% and national average of 4.1%.

		Y-o-Y Change
Average Household Income	\$75,216	10.8%
Median Household Income	\$65,193	20.4%
People below Poverty Level	8,512	-9.1%
People above Poverty Level	68,411	1.9%



Data Sources

Point2: <https://www.point2homes.com/US/Neighborhood/WA/Clallam-County-Demographics.html>

ESD: <https://esd.wa.gov/labormarketinfo/county-profiles/Clallam#population>

WCRER: <https://wcrer.be.uw.edu/wp-content/uploads/sites/60/2024/07/Washington-Housing-Market-Report-1st-Quarter-2024-rev.pdf>

Homeless Response Barriers

- Lack of rental units
- High rent rates
- Loss and lack of employment
- Lack of affordable housing
- As of October 14, 2024, 33 rentals are available.

Community Rental Rates By Year

2024	One-Bedroom	Two-Bedroom	Three-Bedroom	Four-Bedroom
Apartment	\$1,326.00	\$1,750.00	\$2,250.00	
House	\$1,800.00	\$1,814.00	\$2,500.00	\$3,200.00

2023	One-Bedroom	Two-Bedroom	Three-Bedroom	Four-Bedroom
Apartment	\$1,140.00	\$1,290.00	\$2,200.00	
House	\$1,200.00	\$1,700.00	\$2,400.00	\$3,500.00

The maximum subsidy a household can receive is listed below. People with no income cannot make up the difference.

The FY 2024 Clallam County, WA FMRs for All Bedroom Sizes

Clallam County, WA is a non-metropolitan county.

Final FY 2024 & Final FY 2023 FMRs By Unit Bedrooms

Year	Efficiency	One-Bedroom	Two-Bedroom	Three-Bedroom	Four-Bedroom
FY 2024 FMR	\$847	\$951	\$1,250	\$1,736	\$1,984
FY 2023 FMR	\$804	\$913	\$1,202	\$1,681	\$1,884

Data Sources

Zumper: <https://www.zumper.com/rent-research/port-angeles-wa>

HUD: https://www.huduser.gov/portal/datasets/fmr/fmrs/FY2024_code/2024summary.odn

Households actively looking for or waiting for open units

Waiting List	Serenity House	Healthy Families	Peninsula Housing	PBH	Sarges Place	Totals
Room Rentals	59	3		54		116
1 Bedroom /studio	60	8	1272	112	7	1459
2 Bedroom	12	7	672	11		702
3+ Bedroom	3	2	125		1	131
Total by Agency	134	20	2069	177	8	2408

Peninsula Housing Authority (PHA) - Clallam County: 517 units listed by income limits

Property	Program	Units	Set Aside	Income Limits	Owner	Location
Burke Place	HUD 811	14	14 Chronically Mentally Ill	50%	SHCC	Forks
Catherine of Sienna	Low-Income Housing Tax Credit (LIHTC)	30	23 HOMELESS	30%, 40%, 50%	LIHTC	Forks
Homestead Apartments	HTF/Project Based Section 8 (PBS8)	16	5 DISABLED	50%	PHA	Forks
Peninsula Apartments	HUD Multi-family	36		50%	PHA	Forks
Wildwood Terrace	USDA 515	56		50%	PHA	Port Angeles
Public Plaza	LIHTC	218	SR/44 DIS	60%	LIHTC	Port Angeles
Sea Ridge	LIHTC	63	10 HOM/13 DIS/ 13 LARGE HOUSE	30%, 40%, 60%	LIHTC	Port Angeles
Mt. Angeles View Family (NEW)	General low-income housing/PBS8	67		80%	PHA	Port Angeles
Eklund Heights	HOME	13		50%	PHA	Port Angeles
The Outpost	VASH Project Based	4	VETS	30%	NORVHN	Port Angeles

Other agency housing and shelter supply by type

Housing Units	Serenity House	Healthy Families	TAFY	Forks Abuse	Sarges Place	PBH	Total
Emergency Shelter Beds	152	18	2	5	8		185
Perm Supportive Housing Units	61			8	32	27	128
Transitional Housing units	10	6		5			21
Emergency and temporary	2		2				4

Total Low-Income Housing: 687

Total Shelter Beds:168

Clallam County Summary of the State Annual Expenditure Report 2024

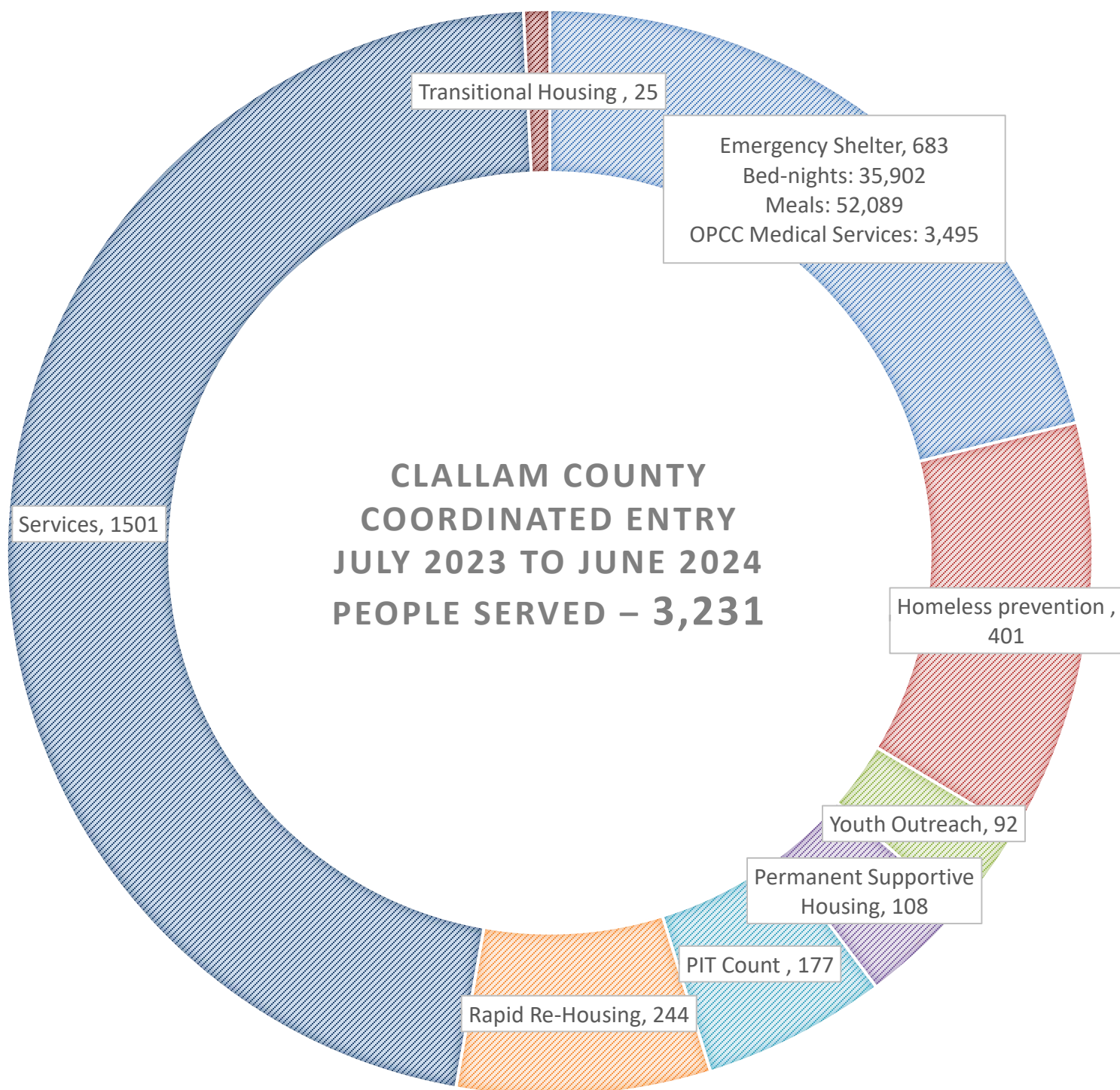
Agency	Project Name	TOTAL Expenditures
Clallam County Juvenile Detention Center	CCDSCRC (LSA)	\$421,112
Healthy Families of Clallam County	HFCC Emergency Housing	\$150,136
Healthy Families of Clallam County	HFCSHP Vouchers	\$31,004
Healthy Families of Clallam County	HFCRose House	\$153,576
Healthy Families of Clallam County	HFCsafely Home HP	\$53,659
Healthy Families of Clallam County	HFCServices for Victims of DV/SA and Child Abuse	\$744,896
North Olympic Regional Veteran's Housing Network (NORVHN)	NORSarges Place	\$444,158
Olympic Community Action Program (Clallam)	OCCHome Fund assistance (NP)	\$36,303
Olympic Community Action Program (Clallam)	OCC ES	\$116,758
Opportunity Council (Clallam)	KOCSSVF HP	\$21,904
Peninsula Behavioral Health	PBH_Peer Pathfinder	\$119,094
Peninsula Behavioral Health	PBHPATH Street Outreach	\$93,740
Peninsula Behavioral Health	PBHPATH Supportive Services	\$54,024
Peninsula Housing Authority (Clallam)	PHATBRA RRH (Clallam)	\$219,334
Serenity House of Clallam County	SHCCBRA Other	\$104,738
Serenity House of Clallam County	SHCCHG HP	\$527,425
Serenity House of Clallam County	SHCCHG RRH	\$97,012
Serenity House of Clallam County	SHCClallam Families Rapid Rehousing	\$113,776
Serenity House of Clallam County	SHCEvergreen Family Village OPH	\$135,233
Serenity House of Clallam County	SHCFamily Shelter Services	\$23,223
Serenity House of Clallam County	SHCHARPS - HP	\$34,408
Serenity House of Clallam County	SHCHARPS - RRH	\$24,584
Serenity House of Clallam County	SHCHARPS - Services Only	\$39,480
Serenity House of Clallam County	SHCHEN HP	\$394,554
Serenity House of Clallam County	SHCHEN RRH	\$394,554
Serenity House of Clallam County	SHCHousing Resource Centers - Services Only	\$235,642
Serenity House of Clallam County	SHCHUD Over 55 RRH	\$39,302
Serenity House of Clallam County	SHCMaloney Heights	\$226,076
Serenity House of Clallam County	SHCNight-by-night Shelter	\$1,160,439
Serenity House of Clallam County	SHCSOC	\$63,931
Serenity House of Clallam County	SHCSunbelt PSH	\$275,520
Serenity House of Clallam County	SHCYHDP RRH	\$116,758
Serenity House of Clallam County	SHCYHDP Street Outreach	\$194,364
Volunteers in Medicine of the Olympics (VIMO)	VIMO Medical/Dental	\$244,662
TOTAL		\$7,105,379

Clallam County Coordinated Entry – 2024 Annual Report

The numbers provided for client count by provider agency: Serenity House of Clallam County (SHCC), Healthy Families, The Answer For Youth (TAFY), Peninsula Housing Authority (PHA), Peninsula Behavioral Health (PBH), Sarge's Veterans Support, Reflections, Olympic Peninsula Community Clinic (OPCC) – REDisCOVERY, Olympic Community Action Partners (OlyCAP), Clallam County Health and Human Services (CCHHS), and Mariposa House (Forks Abuse). Additionally, OPCC provides medical services to the SHCC Shelter through 2,480 patient encounters and 1,015 medical checkups to shelter respite patients. Our other partners provide case management at the shelter and in the community.

Homeless Services Client Count for homeless response July 1, 2023 to June 30, 2024												
Service Provided	SHCC	Healthy Families	TAFY	PHA	PBH	Sarge's Veterans Support	Reflections	OPCC – REDisCOVERY	OlyCAP	CCHHS	Mariposa House/ Forks Abuse*	Totals
Emergency Adult Shelter - overnight stay	634					935					25	1594
Homeless Prevention - funds paid to house holds to avoid housing loss	401	63			68							532
Permanent Housing - people housed	108				35	7	2					152
Transitional Housing - 2-year Rapid Rehousing	269	5		19	14		5					312
Hotels - client		100			29		57	66				252
Emergency Family Shelter - overnight stay	49	39										88
Respite Beds - overnight stay	22				31			2190				2243
Support Services Only	1501	582	155		237	100		8052	827	3691	6	15151
Response Calls	92				278	100						470
PIT Count	285					11						296
Totals	3361	789	155	19	692	1153	64	10308	827	3691	31	21090

*Numbers for Mariposa House/Forks Abuse are from HMIS



All numbers in chart are unduplicated and collected from the Homeless Management Information System (HMIS). Clallam County Coordinated Entry served 4% of the community from our three locations: Port Angeles, Forks, and Sequim.

2023-2024 Clallam County housing projects as tracked by the Housing Solutions Committee 5-year plan

Property	Units	Housing Type	Income Limits	Owner	Location
Fairmount and Hazel	4	Homeownership	Veteran 30%-80% AMI	Habitat for Humanity Clallam County	Port Angeles
5 th and Fir	5	Group Home	30% AMI	PBH	Port Angeles
Dawn View Court	27	Permanent Supportive Housing	30% AMI	PBH	Port Angeles
Minsky Place	6	Group Home	Veteran 30-80% AMI	Sarge's Veterans Support	Sequim



Ribbon cutting ceremony for Sarge's Veterans Support's Minsky Place on May 17, 2024



Ribbon cutting ceremony for Habitat for Humanity Clallam County's upcoming Ketchum Veterans Cottages on May 28, 2024



Governor Jay Inslee visits Peninsula Behavioral Health's Dawn View Court Apartments on June 3, 2023



Ribbon cutting ceremony for Peninsula Behavioral Health's Fifth and Fir Group Home on October 16, 2024

Clallam County Housing Solutions Committee: 5-Year Capital Plan

Project	# of Units	Type	Population Served	Total Dev. Value	Description of Project	Agency	Date Added Anticipated Start Date	Projected Completion Date	Type of Housing
5th & Fir Sequim	5	Group Home	Individuals and Veterans engaged in behavioral health treatment	\$250K	Rehabilitation	Peninsula Behavioral Health	Current Ongoing	Oct-24	New
Fairmont & Hazel Port Angeles	4	Home Ownership	Veteran 30-80% AMI	\$500K	New Construction MFH	Habitat for Humanity	Current Ongoing	Jan-25	New
Eklund at Gales Port Angeles	24	Multifamily rental	60% of AMI and Below	\$9M	New Construction MFH	Peninsula Housing Authority	Current Ongoing		New
Eklund Heights Self-Help Build Port Angeles	12	Home Ownership	Under 80% of AMI	\$320K	New Construction SFR	Peninsula Housing Authority	Current Ongoing		New
Brownfield Rd Sequim	50	Home Ownership	Under 80% of AMI	\$4.24M	New Construction MFH	Habitat for Humanity	Current Ongoing		New
123 9th St Port Angeles	2	Group Home	Individuals and Veterans engaged in behavioral health treatment		Rehabilitation	Peninsula Behavioral Health	Current Ongoing		New
Shane Place Self Help Port Angeles	12	Home Ownership	Under 80% of AMI	\$150K	New Construction SFR	Peninsula Housing Authority	Oct-25		New
Mt. Angeles View Senior Housing Port Angeles	33	Multifamily rental	Seniors	\$9M	New Construction MFH	Peninsula Housing Authority	2025		New
Mt. Angeles View Family Phase II Port Angeles	60	Multifamily rental	Serving 60% or below of AMI Variety of 1, 2, 3 bed with set asides for Disabled/Vets/ Homeless/Seniors	\$20M	New Construction MFH	Peninsula Housing Authority	2025-2026		New
Mt. Angeles View Self-Help Port Angeles	17	Home Ownership	Under 80% of AMI	\$100K	New Construction SFR	Peninsula Housing Authority	2025-2026		New
Mt. Angeles View Family Phase III Port Angeles	59	Multifamily rental	Serving 60% or below of AMI Variety of 1, 2, 3 bed with set asides for Disabled/Vets/ Homeless/Seniors	\$20M	New Construction MFH	Peninsula Housing Authority	2026-2027		New
Owen Crossing Self Help Port Angeles	24	Home Ownership	Under 80% of AMI	\$750K	New Construction SFR	Peninsula Housing Authority	2026-2027		New
Miller Rd. Sequim	40	Home Ownership	Under 80% of AMI	\$3.2M	New Construction MFH	Habitat for Humanity	Future Project		New
8th St. & C. Port Angeles	2	Home Ownership	Veteran 30-80% AMI	\$550K	New Construction MFH	Habitat for Humanity	Future Project		New

Homelessness 5-Year Plan: Goals, Actions, Status

This is last year's homelessness plan. New homelessness plan will come out in 2025.



GOAL 1: QUICKLY IDENTIFY AND ENGAGE ALL PEOPLE EXPERIENCING HOMELESSNESS.

Action 1: Create a plan for medical discharge coordination - **2022 Status:** 4 bed and rooms medical respite set up in Serenity House of Clallam County Shelter with Olympic Peninsula Community Clinic (OPCC) managing and operating as of Nov. 2022 with contract awarded by Olympic Community of Health.

2023 Update: After one year of operations, OPCC served 21 patients and has expanded to 6 beds.

2024 Update: At risk – Respite care funding for this project was not renewed. OPCC is currently seeking funding opportunities.

Action 2: Create a plan for behavioral health discharge coordination. **2022 Status:** Ongoing = Justice system established Mental Health Court; Peninsula Behavioral Health (PBH) started renovating 27 units for mental health respite called Dawn View Court.

2023 Update: PBH opened Dawn View Court with 27 new beds for mental health permanent supportive housing.

2024 Update: PBH working on funding for Northview project

Action 3: Create a plan for those exiting incarceration -

2022 Status: In Process = REDisCOVERY (offering MOUD)

2023 Update: SHCC started a program with the Clallam County Sheriff's Department to create plans for people ages 18 to 24 before they are released from jail.

2024 Update: No change.

Action 4: Affordable Housing Inventory and Needs Report - **2022 Status:** Complete = Cloudbursts Gaps and Needs Analysis Resource Guides

Action 5: Resource Guide –

2023 Status: In Process = Outreach Committee created pamphlet and distributed to community in 2023.

2024 Update: No change.

Homelessness 5-Year Plan: Goals, Actions, Status

This is last year's homelessness plan. New homelessness plan will come out in 2025.



GOAL 2: PRIORITIZE HOUSING FOR PEOPLE WITH THE GREATEST NEEDS.

Action 1: Identify & Engagement. Status Ongoing: PATH, Rediscovery, Sequim Health & Housing Collaborative, REAL teams, Port Angeles Fire Dept, Forks Police all take part in this work.

Completed 2022 – 2023: Serenity House put in place sign-up sheets at the shelter for our support agencies. A weekly schedule has been set for agencies to provide services at the shelter. We have our satellite offices open in Sequim and Forks. Additionally, our Housing Resource Center staff is starting to participate in community meetings.

Action 2: Coordinated Entry/Prioritize Based on Need. Status Ongoing: Serenity House updated Coordinated Entry manual and practices. CE continues to use HUD by-name list to prioritize housing placements. Weekly meetings for referrals are open to partner agencies with approved release of information (ROI).

Complete 2021. Verified that By Name List is implemented. Review for Serenity House vacancies occurs every Wednesday. Referrals are accepted from all agencies.

Action 3: Coordinated Entry involving racial equity. Status complete: CE Forms, racial equity inclusions and processes changed to be consistent in both Clallam and Jefferson Counties.

Complete 2022: process in place

Action 4: Coordinated Entry processes updated to properly house American Indigenous/Alaska Native and mixed-race clients.

Complete 2022: Processes were investigated and validated to have no race, gender, or religious biases.

Action 5: Immediate Shelter - Sequim to determine need for new shelter(s). Status: Ongoing = Port Angeles shelter expanded 50 beds to 152 beds total. Forks City Planner met with Clallam County Health and Human Services (CCHHS) and SHCC to explore a homeless shelter in Forks but not recommended for 2021. Sequim Homeless demographics are under review for a possible shelter.

Closed 2022: The ability to fund shelter operations is limited. A 12-hour/day shelter costs \$660K and a 24/7 shelter costs roughly \$1.2million. Community appetite to fund and support such shelters are low.

Homelessness 5-Year Plan: Goals, Actions, Status

This is last year's homelessness plan. New homelessness plan will come out in 2025.

GOAL 3: OPERATE AN EFFECTIVE AND EFFICIENT HOMELESS CRISIS RESPONSE SYSTEM THAT SWIFTLY MOVES PEOPLE INTO STABLE PERMANENT HOUSING.

Action 1: Employment & Education Planning. **2023 Status:** Ongoing = WorkSource, Peninsula College, Healthy Families, Serenity House, NORVHN, Forks Abuse, High schools, Homeless Task Force Outreach

Action 2: Social Security Disability Benefits & VA Benefits. **2023 Status:** Ongoing = Peninsula Behavioral Health provides FCS support to clients and county. VA visits shelter and accepts shelter referrals.

2024 Update: Sarge's Place opened a 6-bed group home in Sequim called Minsky Place.

Action 3: Ongoing Youth Peer Network. **2023 Status:** Ongoing = Received OHY SOC Grant to better serve YYA who have had contact with systems of care (i.e., institutional settings like incarceration, psychiatric holds, foster care); Creating new partnerships with Port Angeles City Jail and Port Angeles Juvenile Detention Center to support their homeless inmates; Strengthening and maintaining partnerships/relationships with community partners who help or have similar populations like PA Healthy Youth, Healthy Transitions, Reflections, United Way, etc., Peninsula College, Sequim School District, and Jefferson County; Outreach with Peninsula Behavioral Health, North Olympic Healthcare Network, Salish Behavioral Health Administrative Services, and Sequim Health & Housing Collaborative, and Peninsula College; Housed 31 SSO clients and 2 SOC clients and maintained housing for 5 families through RRH
2024 Update: Peninsula College was awarded the Regional Challenge Grant, creating a community hub for service providers in the area to assist residents in their barriers to education.

Action 4: Ongoing unpaid work in the community for able bodied adults without dependents.

2023 Status: Not Started

2024 Update: No Change

Action 5: Create additional affordable housing. **2022 Status:** In Process = NORVHN added Hobucket House, 7 new beds for veterans in Forks and has another house planned for Sequim. Peninsula Housing Authority (PHA): streamlined conversion of 170 units to Section 8, RAD 33 public housing to Section 8 (Sea Ridge), and started Eklund Heights, streamline conversion of 59 units public housing to Section 8. Completed 9/30/22

2023 Status: Ongoing = Housing Solutions Committee worked with PHA to create a 5-Year Capital plan which is included on page 12 of this report.

2024 Update: 5-year Capital Plan updated and included on page 13 of this report

Action 6: Permanent Supportive Housing/Housing First. **2022 Status:** Completed = A Housing Solutions Committee was created to focus on Clallam County housing shortages.

Homelessness 5-Year Plan: Goals, Actions, Status

This is last year's homelessness plan. New homelessness plan will come out in 2025.



GOAL 4: PROJECT THE IMPACT OF THE FULLY IMPLEMENTED LOCAL PLANS ON THE NUMBER HOUSED AND THE NUMBER OF HOUSEHOLDS LEFT UNSHELTERED, ASSUMING EXISTING RESOURCES AND STATE POLICIES

Action 1: A Housing Solutions Committee was created to focus on Clallam County housing shortages.

2022 Status: Completed

Action 2: Started in this report – pending Housing Solutions Committee approval for format

- Page 1 - Washington State Department of Financial Management, Cities were approached to provide numbers which they did not have at this time. We will work to have validated numbers for next year's report.
- Page 2 – Pit Count data and significant trend
- Page 3 – Coordinated Entry Data
- Page 4 – Median Income
- Page 5 – Housing Authority waitlist

Complete: 2023 Report