

2022

Clallam County Coordinated Entry

ANNUAL REPORT



**Coordinated Entry -
Clallam County Data**

**Homeless
Statistics**

**Coordinated Entry
Data**

**Area Median
Income and Other
Placements**

**Serenity House
Shelter**

**5 Year Local
Homelessness Plan:
Goals, Actions, Status**

Coordinated Entry - Clallam County Data



Location	2020	2021	2022
WA - Office of Financial Management	Census	Census	Estimated
Clallam County	77,155	77,750	77,625
Forks	3,335	3,385	3,360
Port Angeles	19,960	20,120	20,200
Sequim	8,024	8,125	8,215

POPULATION AND HOUSING UNITS

The information in the tables above and below was gathered from the Office of Financial Management website, ofm.wa.gov.

Based on Washington State's study and comparing population to housing units, Clallam County is seeing a significant housing unit shortage.

Jurisdiction	2020 Census Count of Total Housing Units	2021 Postcensal Estimate of Total Housing Units ¹	2022 Postcensal Estimate of Total Housing Units
Unincorporated Clallam County	22,587	22,750	22,804
Incorporated Clallam County	15,343	15,478	15,580
Forks	1,407	1,406	1,418
Port Angeles	9,567	9,630	9,661
Sequim	4,369	4,442	4,501

Homeless Statistics

CLALLAM COUNTY POINT-IN-TIME COUNT

Continuums of Care (CoCs) are required to conduct a **Point-in-Time (PIT) count** of sheltered and unsheltered individuals and families experiencing homelessness every other year on a designated day, usually January. The graph to the right is the county PIT Count for 2020, 2021, and 2022.

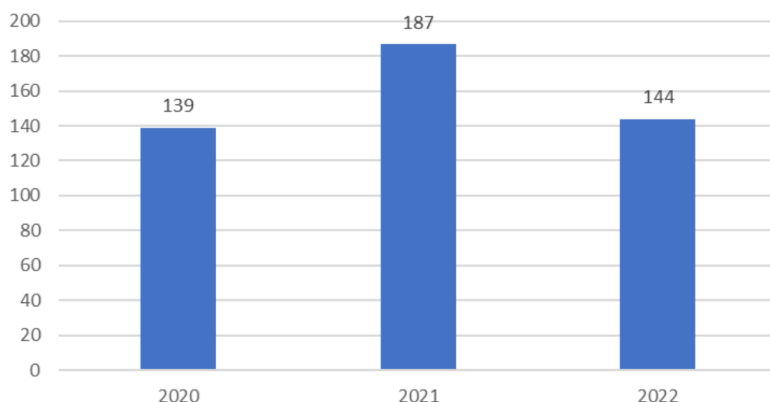
Clallam County Coordinated Entry conducts the count every year and coordinates 22 agencies that include local government agencies such as county sheriff, fire departments, local tribes, and all agencies that interact with homeless.

COC forms are provided and turned in, then placed into the Homeless Management Information System (HMIS).

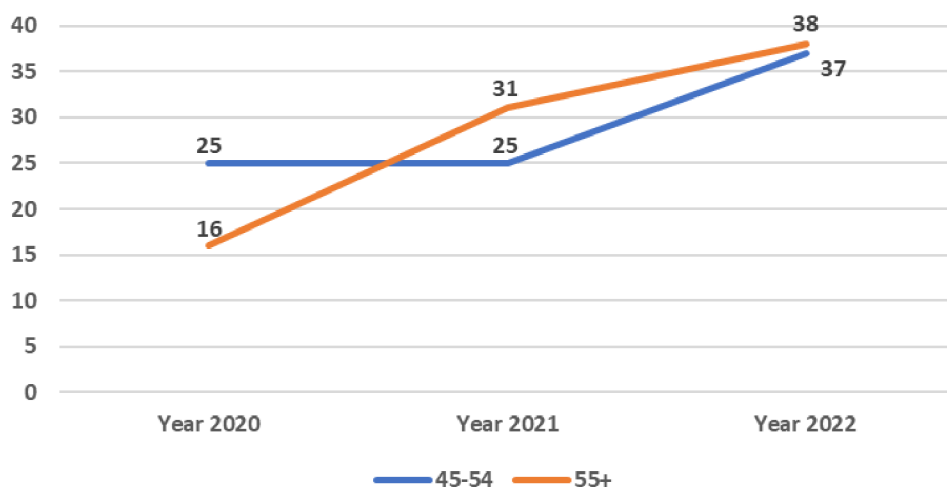
EXCLUDED FROM PIT COUNT

In Clallam County and throughout the country, there are individuals and families not counted because the following situations do not meet PIT Count criteria: couch surfing, living in a trailer on someone's property, living in a garage.

Point-in-Time Count By Year



Individuals 45-54 and 55+ - PIT Count



AGING DEMOGRAPHIC

Since 2021, we have seen a **22.5% increase** in homeless individuals over the age of 55 in Clallam County.

Many of these seniors are displaced from their housing after loss of income, whether this be from loss of employment, benefits, or their partner/spouse.

Additionally, our 2022 count identified 37 individuals in the 45-54 age bracket, a 48% increase from 2021. While we cannot be sure how many will be aging into the 55+ category, this trend shows our need for affordable housing in all ranges.

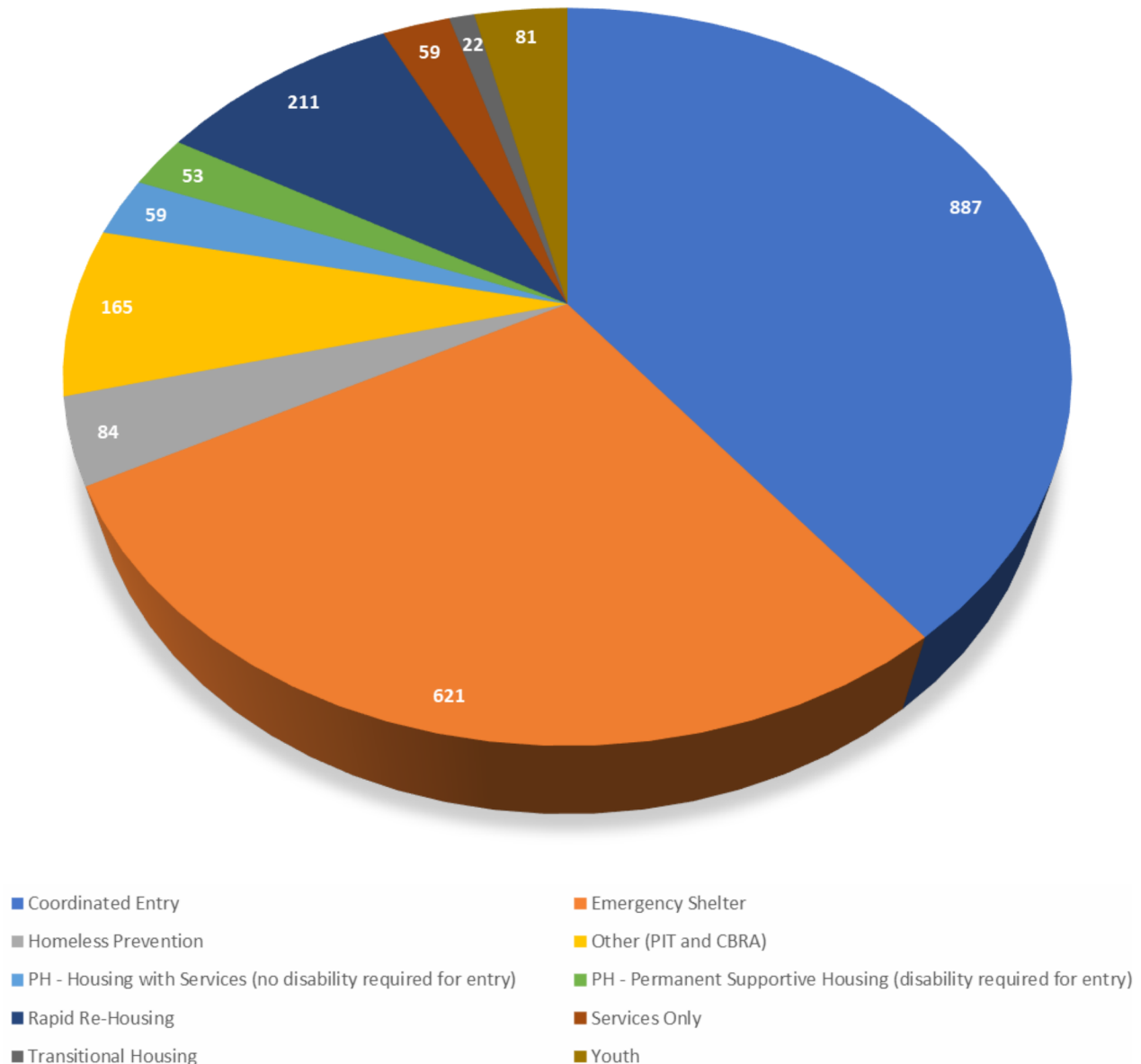
Coordinated Entry Data

As the table below shows, 603 households, encompassing 835 individuals across 474 single households and 129 family households sought housing services through Clallam County Coordinated Entry. Our target groups include 30% Area Median Income (AMI), chronically homeless, and those with disabilities. We use HUD approved prioritization tools and hold weekly meetings for placements. Guidelines have changed and next year, we will be working with those up to 80% AMI.

CE Household Breakdown - 7.1.21-6.30.22

<u>Location</u>	<u>Single</u>	<u>Family</u>	<u>Total Households</u>
Coordinated Entry	474	129	603

7.1.21-6.30.22 Program Participants - 2,242



Please note: this total does not include eviction prevention funds as those are not tracked and documented in the Homeless Management Information System (HMIS). Through eviction prevention programs including Eviction Rent Assistance Program 1.0 (ERAP 1.0), Treasury Rent Assistance Program (T-RAP), and Eviction Rent Assistance Program 2.0 (ERAP 2.0), we served 1,527 households from 7.1.21 to 6.30.22.

Area Median Income and Other Placements

Clallam County Area Median Income 2022

FY 2022 Income Limit Area	Median Family Income Click for More Detail	FY 2022 Income Limit Category	Persons in Family							
			1	2	3	4	5	6	7	8
Clallam County, WA	\$74,300	Very Low (50%) Income Limits (\$) Click for More Detail	27,650	31,600	35,550	39,450	42,650	45,800	48,950	52,100
		Extremely Low Income Limits (\$)* Click for More Detail	16,600	18,950	23,030	27,750	32,470	37,190	41,910	46,630
		Low (80%) Income Limits (\$) Click for More Detail	44,200	50,500	56,800	63,100	68,150	73,200	78,250	83,300

The Peninsula Housing Authority (PHA) wait list includes low-income peoples who could be potentially housed and waiting on subsidized housing.

Peninsula Housing Authority Low-Income Waiting List as of 11.8.22

<u>Property</u>	<u>1 bed</u>	2 bed	3 bed	4 bed
Eklund	519	195		
Family	382	123	67	26
Lee Plaza	530			
Sea Ridge	371	139	47	16
Senior	303	49		
Wildwood	533	87		
TOTAL	2638	593	114	42

Serenity House Shelter



17,258 bed nights



47,100 meals served

In the beginning of 2022, Serenity House completed a shelter expansion, pictured right, and increased capacity of the shelter from 50 beds to 160 beds. New restrooms were also added to accommodate the increase, pictured below



Working with Olympic Peninsula Community Clinic (OPCC), a 4-bed medical respite has been established within the shelter, to aide and care for those needing further assistance and treatment after a hospital visit.

Additionally, we converted from old and uncomfortable cots to new, sturdy bunk beds, which can be seen in the image below.



5 Year Local Homelessness Plan: Goals, Actions, Status



GOAL 1: QUICKLY IDENTIFY AND ENGAGE ALL PEOPLE EXPERIENCING HOMELESSNESS.

Action 1: Create a plan for medical discharge coordination – Status Complete: Contact awarded, 4 bed and rooms set up in Serenity House of Clallam County Shelter, Olympic Peninsula Community Clinic (OPCC) managing and operating as Of Nov 2022.


Action 2: Create a plan for behavioral health discharge coordination– Status Ongoing: Justice system established Mental Health Court, Peninsula Behavioral Health started renovating 27-units for mental health respite called Dawn View Court.

Action 3: Create a plan for those exiting incarceration– Status in Process: OPCC – ReDiscovery (offering MOUD)

Action 4: Affordable Housing Inventory and Needs Report– Status Complete: Cloudburst Gaps and Needs Analysis Resource Guides

Action 5: Resource Guide – Status Process: Outreach Committee created pamphlet and distributed to community in 2023

5 Year Local Homelessness Plan: Goals, Actions, Status



GOAL 2: PRIORITIZE HOUSING FOR PEOPLE WITH THE GREATEST NEEDS.

Action 1: Identify & Engagement. Status Ongoing: (PATH, Rediscovery, Sequim Health & Housing Coalition, REAL teams, PA Fire Dept, Forks Police)

Action 2: Coordinated Entry/Prioritize Based on Need. Status Ongoing: Serenity House updated Coordinated Entry manual and practices. CE continues to use HUD by name list to prioritize housing placements. Weekly meetings meeting for referrals are open to partner agencies with approved ROI.

Action 3: Coordinated Entry involving racial equity. Status complete: CE forms, racial equity inclusions and processes changed to be consistent in Jefferson and Clallam Counties.

Action 4: Coordinated Entry updated to properly house AI/AN and mixed-race clients. Status Complete: Processes validated not to have race, gender or religious bias.

Action 5: Immediate Shelter – Sequim to determine need for new Shelters. Status Ongoing: Port Angeles shelter expanded 50 beds to 160 beds total. Forks City Planner met with DHHS and Serenity to explore homeless shelter in Forks not recommended in 2021, and Sequim homeless demographics under review for Shelter.

5 Year Local Homelessness Plan: Goals, Actions, Status



GOAL 3: OPERATE AN EFFECTIVE AND EFFICIENT HOMELESS CRISIS RESPONSE SYSTEM THAT SWIFTLY MOVES PEOPLE INTO STABLE PERMANENT HOUSING.

Action 1: Employment & Education Planning. Status Ongoing: (WorkSource, Peninsula College, Healthy Families, Serenity House, NORVHN, Forks Abuse, High Schools, HTF Outreach)

Action 2: Social Security Disability Benefits & VA Benefits. Status Ongoing: Peninsula Behavioral Health provides FCS support to clients and county. VA visits shelter and accepts shelter referrals

Action 3: Ongoing Youth Peer Network. Status Ongoing: (TAFY, School systems, McKinney Vento PBH, HTF outreach) Serenity House Coordinated Entry for Youth provided a Drop-in Center in 2020 relocated to Coordinated entry main office 2022

Action 4: Ongoing Unpaid Work in the Community (Able bodied adults without dependents) Not Started

Action 5: Create Additional Affordable Housing Status in Process- NORVHN agency added Hobucket House, 7 new beds for veterans in Forks and has another house planned for Sequim. Peninsula Housing Authority Streamlined conversion of 170 units to section 8, RAD 33 public housing to section 8 (Sea Ridge), and started Eklund Heights, streamline conversion of 59 units public housing to section 8 (complete 9/30/22).

Action 6: Permanent Supportive Housing/Housing First Status Completed. A Housing Solution Committee was created to focus on Clallam County housing shortages.

5 Year Local Homelessness Plan: Goals, Actions, Status



GOAL 4: PROJECT THE IMPACT OF THE FULLY IMPLEMENTED LOCAL PLANS ON THE NUMBER HOUSED AND THE NUMBER OF HOUSEHOLDS LEFT UNSHELTERED, ASSUMING EXISTING RESOURCES AND STATE POLICIES

Action 1: A Housing Solution Committee was created to focus on Clallam County housing shortages.

Action 2: Started in this report – pending Housing Solutions approval for format

- Page 1 – Washington State Department of Financial Management, Cities were approached to provide numbers which they did not have at this time. We will work to have validated numbers for next year's report.
- Page 2 – PIT count data and significant trend
- Page 3 – Coordinated Entry data
- Page 4 – median Income and Housing Authority Waitlist

5 Year Local Homelessness Plan: Goals, Actions, Status

GOAL 5: ADDRESS RACIAL DISPARITIES AMONG PEOPLE EXPERIENCING HOMELESSNESS.

Clallam County Demographics

Race/ethnicity, 2021			
	Clallam County	Washington State	Clallam County PIT Count
White	87.1%	78.5%	77.78%
Black	1.2%	4.4%	1.39%
American Indian, Alaskan Native	5.6%	1.9%	5.56%
Asian, Native Hawaiian, other Pacific Islander	2.1%	10.4%	2.78%
Hispanic or Latino, any race	6.6%	13.0%	
Multiple Races			3.47%
Client Refused			6.94%

The demographics of the homelessness in Clallam County are consistent with the counties overall demographics.



Coordinated Entry for Clallam County strives to be an accessible, equitable, inclusive, and reliable partner.